

IDEALLUX®



INTEGRAZIONE

ITALI

PLUS UGR
DUO UGR

GRUPPO **RAINÀ**
L'unione fa la luce.

GRUPPO RAINA

L'unione fa la luce.

IDEALLUX®

Lookup

















COLOMBO

ITALIANARETAIL







EN

Bent sheet steel body painted with epoxy powders after phosphating. Low UGR microprismatic louvre suitable in rooms with VDT (lower than 1000 cd/mq for angles >65°). Recessed standard installation in 600x600mm T bar ceiling with visible frame without the use of accessories, in plaster ceiling through the use of frame TLC or suspension /ceiling mounting with the accessory KTPIT. LED light source. Direct light emission. Not suitable for outdoor use. Built-in electronic power. Available power supply: DALI - PUSH-DIM - VARIO LUMEN®.

IT

Corpo in lamiera d'acciaio presso-plegata, verniciata con polveri epossidiche previa fosfatazione. Ottica microprismata a bassa luminanza idonea per ambienti con videoterminali (inferiore a 1000cd/m² per angoli > 65°). Installazione standard ad incasso in appoggio in controsoffitti 600x600 mm con struttura portante a vista senza l'utilizzo di accessori, in controsoffitti in cartongesso tramite l'utilizzo del telaio TLC o a sospensione/plafone con accessorio KTPIT. Sorgente luminosa LED. Emissione diretta. Non idonea per l'applicazione esterna. Alimentatore elettronico incluso. Opzioni disponibili: DALI - PUSH-DIM - VARIO LUMEN®.

FR

Corps en tôle d'acier pliée, peinte avec des poudres époxy après phosphatation. Optique microprismée à basse luminance avec un meilleur confort pour les postes de travail à écran de visualisation (inférieure à 1000cd (m² pour angles >65°). Installation standard sans outils par encastrément en appui sur la structure portante apparente des faux-plafonds 600x600mm, avec son cadre TLC pour les plafonds en contre-plaqué, ou accessoire de suspension/plafond KTPIT. Source lumineuse LED. Emission directe. Non adapté pour l'extérieur. Driver électronique inclus. Options disponibles: DALI - PUSH-DIM - VARIO LUMEN®.

ES

Carcasa de lámina de acero plegada a presión recubierta con polvo epoxi previamente fosfataado. Óptica microprismata de baja luminancia idónea para ambientes con videoterminales (inferior a 1000 cd/m² para ángulos > 65°). Instalación estándar empotrada en apoyo en falsos techos 600x600 mm con estructura portante a la vista sin el uso de accesorios, en falsos techos de yeso mediante el uso del marco TLC o suspensión / de techo con accesorios KTPIT. Fuente de iluminación led. Emisión directa. No apta para instalación en exteriores. Balasto electrónico incluido. Opciones disponibles: DALI - PUSH-DIM - VARIO LUMEN®.

DE

Körper aus gepresstem Stahlblech, nach dem Phosphatieren mit Epoxidpulvern lackiert. Mikroprismatische Optik mit geringer Luminanz, geeignet für Umgebungen mit Videoanschlüssen (weniger als 1000 cd/m² für Winkel >65°). Standard-Einbau zur Unterstützung von Zwischendecken 600 x 600 mm mit sichtbarer tragender Struktur ohne Verwendung von Zubehör, in Zwischendecken aus Gipskartonplatten unter Verwendung des TLC-Rahmens oder Hängemontage/Deckenmontage mit KTPIT-Zubehör. LED Lichtquelle. Direkte Emission. Nicht für externe Anwendungen geeignet. Elektronisches Vorschaltgerät inklusive. Verfügbare Optionen: DALI - PUSH-DIM - VARIO LUMEN®.

PL

Korpus oprawy wykonany z giętej, fosforanowanej blachy stalowej malowanej proszkowo, raster mikropryzmatyczny o niskim UGR odpowiedni do pomieszczeń z VDT (poniżej 1000 cd / m² dla kątów > 65°). Do montażu w standardowym suficie podwieszanym o wymiarach 600 x 600 mm z widoczną ramą bez użycia akcesoriów, suficie kartonowo-gipsowym poprzez zastosowanie ramy TLC lub montaż wiszący z akcesoriami ITS. Źródło światła LED. Bezpośrednia emisja światła. Nie nadaje się do użytku na zewnątrz. Wbudowane zasilanie elektroniczne. Dostępne zasilanie: DALI - PUSH-DIM - VARIO LUMEN®.

ITALI PLUS UGR (595x595)



Code	Lm LED *	Watt LED **	Lm Out ***	Watt Out	Lm / Watt Out	Relamping
DALI						
IPM807NDL01	4812-6100	27,5-37,2	3754-4758	29-39,5	>129 - >120	4X18
IPM907NDL01	4122-5422	27,5-37,2	3216-4230	29-39,5	>111 - >107	4X18
PUSH-DIM						
IPM807NPD01	6100	37,2	4758	39,5	>120	4X18
IPM907NPD01	5422	37,2	4230	39,5	>107	4X18
VARIO LUMEN (Full data on page 33)						
IPM807NVL01	4812-6100	27,5-37,2	3754-4758	29-39,5	>129 - >120	4X18
IPM907NVL01	4122-5422	27,5-37,2	3216-4230	29-39,5	>111 - >107	4X18

* Nominal lumen at max 25° | ** LED power | *** Total lighting fitting flux output at working temperature (Ta 25° - 4.000 K)

On request

EMERGENCY: (EM) 1h | (E3) 3h | (ED) Dali 1h | (EE) Dali 3h | (EZ) Ups | (ET) Self-diagnosis

2700 K (WW) | 5000 K (R) | SPECIAL ANTIBACTERIAL PAINT (ABP)



Code ordering composition example

IP	M	80	7	N	DL	-	01
Product colour: 01 White / ABP01 Special ANTIBACTERIAL paint white							
Emergency: (EM) - (E3) - (ED) - (EE) - (EZ) - (ET)							
Cables: DL DALI - PD PUSH DIM - VL VARIO LUMEN							
Cct (Kelvin): W 3000 K - N 4000 K - C 6000 K							
Dimension: 7 595x595							
Colour Rendering Index: 80 (CRI 80) - 90 (CRI 90)							
Optic Type: M Microprismatic							
Code Item							

Photometrical Features

		<p>PRODUCT DETAILS</p> <p>For complete details download our latest data</p>
Lumen LED – Lumen OUT values of 3000K (W) = -8% of 4000K (N) values / values of 6000K (C) = values of 4000K (N)		

Mechanical Features

	L1 (length)	595 mm	<p>INSTRUCTION</p> <p>Download the latest pdf</p>
	L2 (width)	595 mm	
	H (Height)	6 mm	
	H2 (Height)	28 mm	
	Weight	2,8 Kg	
	Temperature range	-20 ~ +45°C	

ITALI PLUS UGR VARIO LUMEN® (595x595)



Code	mA	Lm LED *	Watt LED **	Lm Out ***	Watt Out	Lm / Watt Out
VARIO LUMEN® IPM807NVL01	800	4812	27,5	3574	29	>129
	900	5346	31,3	4170	33	>126
	1000	5862	35,2	4572	37	>124
	1050	6100	37,2	4758	39,5	>120



DIP Switch for
VARIO LUMEN®

Code	mA	Lm LED *	Watt LED **	Lm Out ***	Watt Out	Lm / Watt Out
IPM907NVL01	800	4122	27,5	3216	29	>111
	900	4578	31,3	3570	33	>108
	1000	5022	35,2	3920	37	>106
	1050	5422	37,2	4230	39,5	>107

* Nominal lumen at max 25° | ** LED power | *** Total lighting fitting flux output at working temperature (Ta 25° - 4.000 K)



On Request

ITALI PLUS UGR (295x1195)



Code	Lm LED *	Watt LED **	Lm Out ***	Watt Out	Lm / Watt Out	Relamping
DALI						
IPM805NDL01	5120-6672	27,5-36,6	3992-5205	29-39	>138 - >133	4X18
IPM905NDL01	4320-5664	27,5-36,6	3370-4420	29-39	>116 - >113	4X18
PUSH-DIM						
IPM805NPD01	6672	36,6	5205	39	>133	4X18
IPM905NPD01	5664	36,6	4420	39	>113	4X18
VARIO LUMEN (Full data on page 33)						
IPM805NVL01	5120-6672	27,5-36,6	3992-5205	29-39	>138 - >133	4X18
IPM905NVL01	4320-5664	27,5-36,6	3370-4420	29-39	>116 - >113	4X18

* Nominal lumen at max 25° | ** LED power | *** Total lighting fitting flux output at working temperature (Ta 25° - 4.000 K)

On request

EMERGENCY: (EM) 1h | (E3) 3h | (ED) Dali 1h | (EE) Dali 3h | (EZ) Ups | (ET) Self-diagnosis

2700 K (WW) | 5000 K (R) | SPECIAL ANTIBACTERIAL PAINT (ABP)



Code ordering composition example

IP	M	80	5	N	DL	-	01
Product colour: 01 White / ABP01 Special ANTIBACTERIAL paint white							
Emergency: (EM) - (E3) - (ED) - (EE) - (EZ) - (ET)							
Cables: DL DALI - PD PUSH DIM - VL VARIO LUMEN							
Cct (Kelvin): W 3000 K - N 4000 K - C 6000 K							
Dimension: 5 295x1195							
Colour Rendering Index: 80 (CRI 80) - 90 (CRI 90)							
Optic Type: M Microprismatic							
Code Item							

Photometrical Features

	<p>C Halfplanes 180.0 — 0.0 270.0 — 90.0</p>	<p>PRODUCT DETAILS</p> <p>For complete details download our latest data</p>
Lumen LED – Lumen OUT values of 3000K (W) = -8% of 4000K (N) values / values of 6000K (C) = values of 4000K (N)		

Mechanical Features

	L1 (length)	1195 mm	<p>INSTRUCTION</p> <p>Download the latest pdf</p>
	L2 (width)	295 mm	
	H (Height)	6 mm	
	H2 (Height)	28 mm	
	Weight	2,8 Kg	
Temperature range	-20 ~ +45°C		

ITALI PLUS UGR VARIO LUMEN® (295x1195)



Code	mA	Lm LED *	Watt LED **	Lm Out ***	Watt Out	Lm / Watt Out
VARIO LUMEN®						
IPM805NVL01	800	5120	27,5	3992	29	>138
	900	5710	31	4450	33	>135
	1000	6326	35	4935	37	>133
	1050	6672	36,6	5205	39	>133



DIP Switch for
VARIO LUMEN®

Code	mA	Lm LED *	Watt LED **	Lm Out ***	Watt Out	Lm / Watt Out
IPM905NVL01						
	800	4320	27,5	3370	29	>116
	900	4850	31	3780	33	>115
	1000	5376	35	4190	37	>113
	1050	5664	36,6	4420	39	>113

* Nominal lumen at max 25° | ** LED power | *** Total lighting fitting flux output at working temperature (Ta 25° - 4.000 K)



On Request



ITALI DUO UGR



			>80 CRI	>90 CRI	W 3000 K	N 4000 K	C 6000 K	IP44 EN 60529	230 V 2014/35/UE	50/60 Hz	IK 05 EN 60068	850° EN 60695
	RG 0 EN 62471			01 WHITE	CAM	19 UGR	5Y WARRANTY 5% FAILURE RATE	60.000 h LED LIFETIME L90B10	100.000 h LED LIFETIME L70B50			

EN

Bent sheet steel body painted with epoxy powders after phosphating. Low UGR microprismatic louvre suitable in rooms with VDT (lower than 1000 cd/mq for angles >65°). Recessed standard installation in T bar ceiling with visible frame without the use of accessories, in plaster ceiling through the use of frame TLC or suspension / ceiling mounting with the accessory KTPIT. LED light source. Direct light emission. Not suitable for outdoor use. Built-in electronic power. Available power supply: DALI - PUSH-DIM - VARIO LUMEN®.

ES

Carcasa de lámina de acero plegada a presión recubierta con polvo epoxi previamente fosfatado. Óptica microprismata de baja luminancia idónea para ambientes con videoterminales (inferior a 1000 cd/m² para ángulos > 65°). Instalación estándar empotrada en apoyo en falsos techos con estructura portante a la vista sin el uso de accesorios, en falsos techos de yeso mediante el uso del marco TLC o suspensión / de techo con accesorios KTPIT. Fuente de iluminación led. Emisión directa. No apta para instalación en exteriores. Balasto electrónico incluido. Opciones disponibles: DALI - PUSH-DIM - VARIO LUMEN®.

IT

Corpo in lamiera d'acciaio presso-piegata, verniciata con polveri epossidiche previa fosfatazione. Ottica microprismata a bassa luminanza idonea per ambienti con videoterminali (inferiore a 1000cd/m² per angoli > 65°). Installazione standard ad incasso in appoggio in controsoffitti con struttura portante a vista senza l'utilizzo di accessori, in controsoffitti in cartongesso tramite l'utilizzo del telaio TLC o a sospensione/plafone con accessorio KTPIT. Sorgente luminosa LED. Emissione diretta. Non idonea per l'applicazione esterna. Alimentatore elettronico incluso. Opzioni disponibili: DALI - PUSH-DIM - VARIO LUMEN®.

DE

Körper aus gepresstem Stahlblech, nach dem Phosphatieren mit Epoxidpulvern lackiert. Mikroprismatische Optik mit geringer Luminanz, geeignet für Umgebungen mit Videoanschlüssen (weniger als 1000 cd/m² für Winkel >65°). Standard-Einbau zur Unterstützung von Zwischendecken mit sichtbarer tragender Struktur ohne Verwendung von Zubehör, in Zwischendecken aus Gipskartonplatten unter Verwendung des TLC-Rahmens oder Hängemontage/Deckenmontage mit KTPIT-Zubehör. LED Lichtquelle. Direkte Emission. Nicht für externe Anwendungen geeignet. Elektronisches Vorschaltgerät inklusive. Verfügbare Optionen: DALI - PUSH-DIM - VARIO LUMEN®.

FR

Corps en tôle d'acier pliée, peinte avec des poudres époxy après phosphatation. Optique microprismée à basse luminance avec un meilleur confort pour les postes de travail à écran de visualisation (inférieure à 1000cd (m² pour angles >65°). Installation standard sans outils par encastrement en appui sur la structure portante apparente des faux-plafonds avec son cadre TLC pour les plafonds en contre-plaqué, ou accessoire de suspension/plafond KTPIT. Source lumineuse LED. Emission directe. Non adapté pour l'extérieur. Driver électronique inclus. Options disponibles: DALI - PUSH-DIM - VARIO LUMEN®.

PL

Korpus oprawy wykonany z giętej, fosforowanej blachy stalowej malowanej proszkowo, raster mikropryzmatyczny o niskim UGR odpowiedni do pomieszczeń z VDT (poniżej 1000 cd / m² dla kątów > 65°). Do montażu w standardowym suficie podwieszanym o wymiarach z widoczną ramą bez użycia akcesoriów, suficie kartonowo-gipsowym poprzez zastosowanie ramy TLC lub montaż wiszący z akcesoriami ITS. Źródło światła LED. Bezpośrednia emisja światła. Nie nadaje się do użytku na zewnątrz. Wbudowane zasilanie elektroniczne. Dostępne zasilanie: DALI - PUSH-DIM - VARIO LUMEN®.

ITALÌ DUO UGR (595x595)



Code	Lm LED *	Watt LED **	Lm Out ***	Watt Out	Lm / Watt Out	Relamping
DALI						
IDM807NDL701	4524	23,5	3530	25	>141	4X18
IDM807NDL1101	7000	38	5450	40	>136	4X18
IDM807NDL1401	8800	49	6860	54	>127	4X18
PUSH-DIM						
IDM807NPD01	8800	49	6860	54	>127	4X18
VARIO LUMEN (Full data on page 33)						
IDM807NVL01	4524-6700	23,5-36	3530-5225	25-38	>141 - >138	4X18
IDM807N2VL01	7000-8800	38-49	5450-6860	40-54	>136 - >127	4X18

* Nominal lumen at max 25° | ** LED power | *** Total lighting fitting flux output at working temperature (Ta 25° - 4.000 K)

Code ordering composition example

ID	M	80	7	N	DL7	-	01
Product colour: 01 White / ABP01 Special ANTIBACTERIAL paint white							
Emergency: (EM) - (E3) - (ED) - (EE) - (EZ) - (ET)							
Cables: DL7 DALI 700 mA - DL11 DALI 1100 mA - DL14 DALI 1400 mA							
PD PUSH DIM - VL VARIO LUMEN - 2VL VARIO LUMEN 1100 mA							
Cct (Kelvin): W 3000 K - N 4000 K - C 6000 K							
Dimension: 7 595x595							
Colour Rendering Index: 80 (CRI 80)							
Optic Type: M Microprismatic							
Code Item							

Photometrical Features

		<p>PRODUCT DETAILS</p> <p>For complete details download our latest data</p>
Lumen LED – Lumen OUT values of 3000K (W) = -8% of 4000K (N) values / values of 6000K (C) = values of 4000K (N)		

Mechanical Features

	L1 (length)	595 mm	<p>INSTRUCTION</p> <p>Download the latest pdf</p>
	L2 (width)	595 mm	
	H (Height)	6 mm	
	H2 (Height)	28 mm	
	Weight	3,1 Kg	
	Temperature range	-20 ~ +45°C	

ITALÌ DUO UGR VARIO LUMEN® (595x595)



Code	mA	Lm LED *	Watt LED **	Lm Out ***	Watt Out	Lm / Watt Out	
VARIO LUMEN® IDM807NVL01	700	4524	23,5	3530	25,0	>141	
	750	4836	25,5	3772	26,5	>142	
	800	5150	27,0	4015	28,5	>141	
	850	5460	29,0	4260	30,5	>140	
	900	5770	30,5	4500	32,5	>138	
	950	6090	32,5	4750	34,0	>140	
	1000	6395	34,0	4990	36,0	>139	
	1050	6700	36,0	5225	38,0	>138	
	IDM807N2VL01	1100	7000	38,0	5450	40,0	>136
		1150	7200	40,0	5620	42,0	>134
1200		7608	42,0	5934	44,5	>133	
1250		7908	43,5	6170	47,0	>131	
1300		8196	45,5	6390	49,0	>130	
1350		8520	47,5	6640	51,0	>130	
1400		8800	49,0	6860	54,0	>127	



DIP Switch for VARIO LUMEN®

* Nominal lumen at max 25° | ** LED power | *** Total lighting fitting flux output at working temperature (Ta 25° - 4.000 K)



On Request

ITALÌ DUO UGR CRI 90 (595x595)



Code	Lm LED *	Watt LED **	Lm Out ***	Watt Out	Lm / Watt Out	Relamping
DALI						
IDM907NDL7	3840	23,5	2995	25	>120	4X18
IDM907NDL11	5920	38	4624	40	>116	4X18
IDM907NDL14	7440	49	5800	54	>107	4X18
PUSH-DIM						
IDM907NPD	7440	49	5800	54	>107	4X18
VARIO LUMEN (Full data on page 33)						
IDM907NVL	3840-5664	23,5-36	2995-4418	25-38	>120 - >116	4X18
IDM907N2VL	5920-7440	38-49	4624-5800	40-54	>116 - >107	4X18

* Nominal lumen at max 25° | ** LED power | *** Total lighting fitting flux output at working temperature (Ta 25° - 4.000 K)

On request

EMERGENCY: (EM) 1h | (E3) 3h | (ED) Dali 1h | (EE) Dali 3h | (EZ) Ups | (ET) Self-diagnosis

2700 K (WW) | 5000 K (R) | SPECIAL ANTIBACTERIAL PAINT (ABP)

EM
EMERGENCY
EN 60598-2-22

WW
2700 K

R
5000 K

SPECIAL ANTI BACTERIAL PAINT

Code ordering composition example

ID	M	90	7	N	DL7	-	01	
								Product colour: 01 White / ABP01 Special ANTIBACTERIAL paint white
								Emergency: (EM) - (E3) - (ED) - (EE) - (EZ) - (ET)
								Cables: DL7 DALI 700 mA - DL11 DALI 1100 mA - DL14 DALI 1400 mA PD PUSH DIM - VL VARIO LUMEN - 2VL VARIO LUMEN 1100 mA
								Cct (Kelvin): W 3000 K - N 4000 K - C 6000 K
								Dimension: 7 595x595
								Colour Rendering Index: 90 (CRI 90)
								Optic Type: M Microprismatic
								Code Item

Photometrical Features

PRODUCT DETAILS

For complete details download our latest data

Lumen LED – Lumen OUT values of 3000K (W) = -8% of 4000K (N) values / values of 6000K (C) = values of 4000K (N)

Mechanical Features

L1 (length)	595 mm
L2 (width)	595 mm
H (Height)	6 mm
H2 (Height)	28 mm
Weight	3,1 Kg
Temperature range	-20 ~ +45°C

INSTRUCTION

Download the latest pdf

ITALÌ DUO UGR CRI 90 VARIO LUMEN® (595x595)



Code	mA	Lm LED *	Watt LED **	Lm Out ***	Watt Out	Lm / Watt Out	
VARIO LUMEN® IDM907NVL01	700	3840	23,5	2995	25,0	>120	
	750	4080	25,5	3182	26,5	>120	
	800	4320	27,0	3370	28,5	>118	
	850	4680	29,0	3650	30,5	>120	
	900	4920	30,5	3840	32,5	>118	
	950	5160	32,5	4025	34,0	>118	
	1000	5400	34,0	4212	36,0	>117	
	1050	5664	36,0	4418	38,0	>116	
	IDM907N2VL01	1100	5920	38,0	4624	40,0	>116
		1150	6120	40,0	4774	42,0	>114
1200		6430	42,0	5017	44,5	>113	
1250		6720	43,5	5240	47,0	>111	
1300		6960	45,5	5428	49,0	>111	
1350		7200	47,5	5616	51,0	>110	
1400		7440	49,0	5800	54,0	>107	



DIP Switch for
VARIO LUMEN®

* Nominal lumen at max 25° | ** LED power | *** Total lighting fitting flux output at working temperature (Ta 25° - 4.000 K)



On Request

ITALI DUO UGR (295x1195)



Code	Lm LED *	Watt LED **	Lm Out ***	Watt Out	Lm / Watt Out	Relamping
DALI						
IDM805NDL7	4524	23,5	3530	25	>141	2x36
IDM805NDL11	7000	38	5450	40	>136	2x36
IDM805NDL14	8800	49	6860	54	>127	2x36
PUSH-DIM						
IDM805NPD	8800	49	6860	54	>127	2x36
VARIO LUMEN (Full data on page 33)						
IDM805NVL	4524-6700	23,5-36	3530-5225	25-38	>141 - >138	2x36
IDM805N2VL	7000-8800	38-49	5450-6860	40-54	>136 - >127	2x36

* Nominal lumen at max 25° | ** LED power | *** Total lighting fitting flux output at working temperature (Ta 25° - 4.000 K)

On request

EMERGENCY: (EM) 1h | (E3) 3h | (ED) Dali 1h | (EE) Dali 3h | (EZ) Ups | (ET) Self-diagnosis

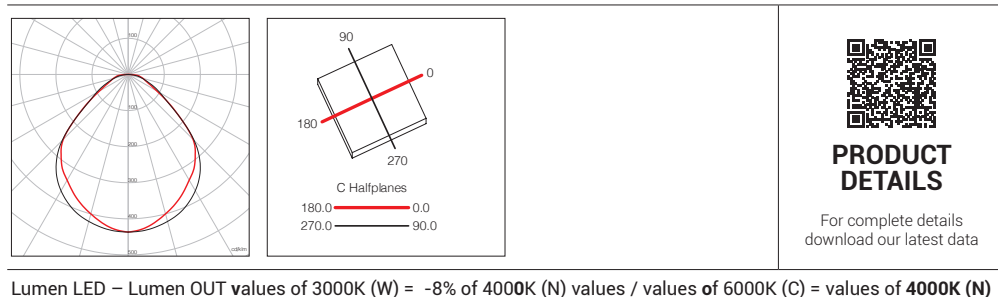
2700 K (WW) | 5000 K (R) | SPECIAL ANTIBACTERIAL PAINT (ABP)



Code ordering composition example

ID	M	80	7	N	DL7	-	01
Product colour: 01 White / ABP01 Special ANTIBACTERIAL paint white							
Emergency: (EM) - (E3) - (ED) - (EE) - (EZ) - (ET)							
Cables: DL7 DALI 700 mA - DL11 DALI 1100 mA - DL14 DALI 1400 mA PD PUSH DIM - VL VARIO LUMEN - 2VL VARIO LUMEN 1100 mA							
Cct (Kelvin): W 3000 K - N 4000 K - C 6000 K							
Dimension: 5 295x1195							
Colour Rendering Index: 80 (CRI 80)							
Optic Type: M Microprismatic							
Code Item							

Photometrical Features



Mechanical Features

	L1 (length)	1195 mm	<p>INSTRUCTION Download the latest pdf</p>
	L2 (width)	295 mm	
	H (Height)	6 mm	
	H2 (Height)	28 mm	
	Weight	3,1 Kg	
	Temperature range	-20 ~ +45°C	

ITALÌ DUO UGR VARIO LUMEN® (295x1195)



Code	mA	Lm LED *	Watt LED **	Lm Out ***	Watt Out	Lm / Watt Out	
VARIO LUMEN® IDM805NVL01	700	4524	23,5	3530	25,0	>141	
	750	4836	25,5	3772	26,5	>142	
	800	5150	27,0	4015	28,5	>141	
	850	5460	29,0	4260	30,5	>140	
	900	5770	30,5	4500	32,5	>138	
	950	6090	32,5	4750	34,0	>140	
	1000	6395	34,0	4990	36,0	>139	
	1050	6700	36,0	5225	38,0	>138	
	IDM805N2VL01	1100	7000	38,0	5050	40,0	>136
		1150	7200	40,0	5620	42,0	>134
1200		7608	42,0	5934	44,5	>133	
1250		7908	43,5	6170	47,0	>131	
1300		8196	45,5	6390	49,0	>130	
1350		8520	47,5	6640	51,0	>130	
1400		8800	49,0	6860	54,0	>127	



DIP Switch for VARIO LUMEN®

* Nominal lumen at max 25° | ** LED power | *** Total lighting fitting flux output at working temperature (Ta 25° - 4.000 K)



On Request

ITALI DUO UGR CRI 90 (295x1195)



Code	Lm LED *	Watt LED **	Lm Out ***	Watt Out	Lm / Watt Out	Relamping
DALI						
IDM905NDL7	3840	23,5	2995	25	>120	2X36
IDM905NDL11	5920	38	4624	40	>116	2X36
IDM905NDL14	7440	49	5800	54	>107	2X36
PUSH-DIM						
IDM905NPD	7440	49	5800	54	>107	2X36
VARIO LUMEN (Full data on page 33)						
IDM905NVL	3840-5664	23,5-36	2995-4418	25-38	>120 - >116	2X36
IDM905N2VL	5920-7440	38-49	4624-5800	40-54	>116 - >107	2X36

* Nominal lumen at max 25° | ** LED power | *** Total lighting fitting flux output at working temperature (Ta 25° - 4.000 K)

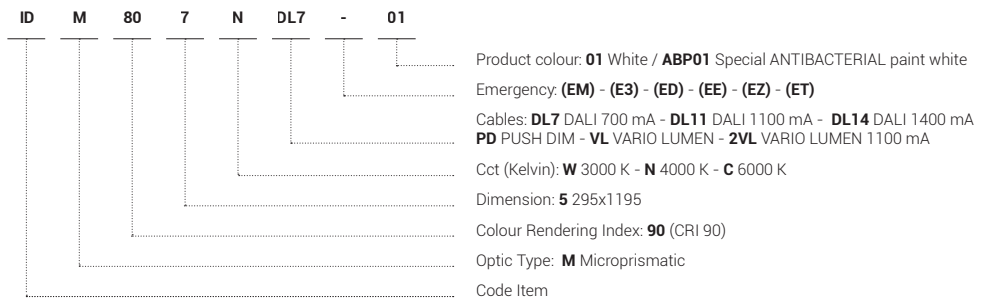
On request

EMERGENCY: (EM) 1h | (E3) 3h | (ED) Dali 1h | (EE) Dali 3h | (EZ) Ups | (ET) Self-diagnosis

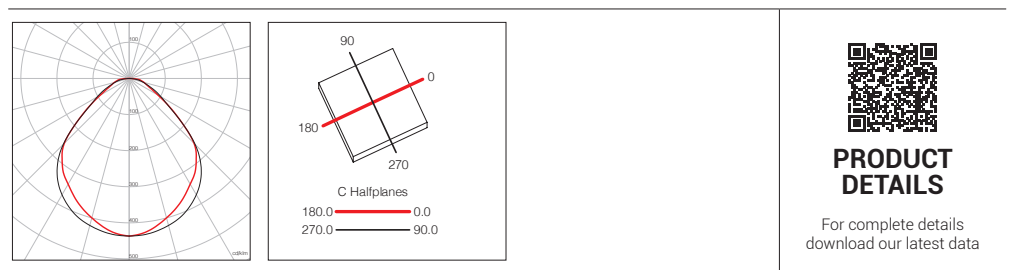
2700 K (WW) | 5000 K (R) | SPECIAL ANTIBACTERIAL PAINT (ABP)



Code ordering composition example

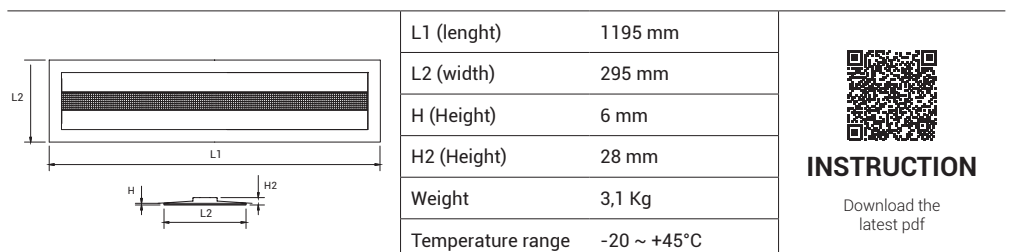


Photometrical Features



Lumen LED – Lumen OUT values of 3000K (W) = -8% of 4000K (N) values / values of 6000K (C) = values of 4000K (N)

Mechanical Features



ITALÌ DUO UGR CRI 90 VARIO LUMEN® (295x1195)


Code	mA	Lm LED *	Watt LED **	Lm Out ***	Watt Out	Lm / Watt Out
VARIO LUMEN®						
IDM905NVL01						
	700	3840	23,5	2995	25,0	>120
	750	4080	25,5	3182	26,5	>120
	800	4320	27,0	3370	28,5	>118
	850	4680	29,0	3650	30,5	>120
	900	4920	30,5	3840	32,5	>118
	950	5160	32,5	4025	34,0	>118
	1000	5400	34,0	4212	36,0	>117
	1050	5664	36,0	4418	38,0	>116
IDM905N2VL01						
	1100	5920	38,0	4624	40,0	>116
	1150	6120	40,0	4774	42,0	>114
	1200	6430	42,0	5017	44,5	>113
	1250	6720	43,5	5240	47,0	>111
	1300	6960	45,5	5428	49,0	>111
	1350	7200	47,5	5616	51,0	>110
	1400	7440	49,0	5800	54,0	>107


 DIP Switch for
VARIO LUMEN®

* Nominal lumen at max 25° | ** LED power | *** Total lighting fitting flux output at working temperature (Ta 25° - 4.000 K)



On Request

GRUPPO RAINA

L'unione fa la luce.

IDEALLUX®

Lookup

COLOMBO

ITALIANARETAIL